



**French Fries Scale**  
16 oz capacity



**Ice Cream Overrun Scale**  
32 oz capacity



**Taco Scale**  
16 oz capacity



**Top Loading Scale**  
with fixed dial




**Top Loading Scale**  
with rotating dial

## POLY PRO

### Top Loading Dial Scales

Designed specifically for the food service industry, these scales feature a rustproof, high impact, FDA approved ABS polymer housing and stainless steel platform for years of reliable, accurate weighing.






**NEW**  
**Rustproof**  
**Poly Housing**  
**POLY PRO**  
**Top Loading Dial Scales**

Detecto's new Poly Pro scales are built to meet the heavy use demanded in today's restaurants and institutional kitchens.

Inside the rustproof housing, internal parts have been doubly protected against corrosion, ensuring continuous, precise operation.

Compare the reliability and life cycle of the Poly Pro line to high priced stainless steel models and discover the new "best value" in food service scales.



**POLY PRO TOP LOADERS WITH FIXED 5 1/2" DIAL AND 5 7/8" STAINLESS STEEL PLATFORM**


Recognizing the need for compact-sized scales, Detecto now offers Poly Pro top loading scales for portion control. These economically priced scales are the perfect solution to limited space applications.

**Model MT-1**  
16 oz x 1/4 oz capacity

**Model MT-2**  
32 oz x 1/4 oz capacity

**Model MT-5**  
5 lb x 1/2 oz capacity

**Model MT-25**  
25 lb x 1/8 lb capacity



**POLY PRO TOP LOADERS WITH ROTATING 5 1/2" DIAL AND 5 7/8" STAINLESS STEEL PLATFORM**

The rotating dial option allows for rapid net weight filling of containers or recipe ingredients by weight.


**Model MT-2R**  
32 oz x 1/4 oz capacity

**Model MT-5R**  
5 lb x 1/2 oz capacity

**Model MT-25R**  
25 lb x 1/8 lb capacity



**Model MT-500RK**  
500 g x 2 g capacity

**Model MT-1000RK**  
1000 g x 5 g capacity




**Taco/French Fry Scale**

Ideal for overall portions within fixed weight limits. This model maximizes your profits while ensuring your customers receive the best value.

**Ice Cream Overrun Scale**

Model MT-2C is supplied with a pint measuring cup which is great for checking ice cream overruns.



We reserve the right to improve, enhance or modify features and specifications without prior notice.

**Sold By:**



P.O. Box 151, Webb City, MO 64870 USA  
 Ph: 417-673-4631 or 1-800-641-2008 Fax: 417-673-5001  
 Visit our Web site at <http://www.detectoscale.com>

